




# HEAVY DUTY DUAL BATTERY TRAY

**Tray Fitting Instructions to suit Auxiliary battery for  
TOYOTA LANDCRUISER 200 DS SERIES**

**Years: September 2016 onwards**

**Models: 1VD-FTV 4.5 Litre V8 Turbo Diesel**



P/No. HDBT120

## IMPORTANT SAFETY INFORMATION

Please read this instruction thoroughly before fitting the tray.

This product is recommend to be fitted by a workshop or qualified mechanical person.

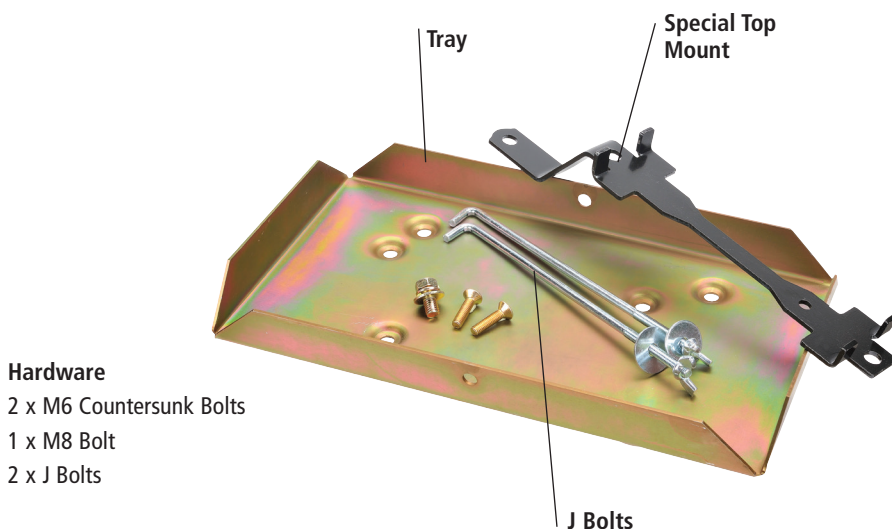
## WARNINGS

- Before installation, make sure that the vehicle is stationary and the wheels chocked.
- Be careful when laying wires, not to cause any electrical shorts or wire breakage.
- After installation ensure the bonnet can close without hitting the newly installed battery and battery tray.
- Ensure original parts and pipes have sufficient clearance from the tray and battery. Push them away from the tray if required.

## SPECIFICATIONS


Max Battery Size (mm)	L300x W174 x H220
Max Battery Weight	28Kg
Recommended batteries	Exide LCS27-97and Century NS70TMF
Approximate fitting time	30 minutes
Recommended Dual Battery System	P/No: IDC25, DBC150, VSR200
Tray Location	Engine Bay, Drivers Side Front

## KIT INCLUDES




## FITTING INSTRUCTIONS

1. Make sure that the vehicle is stationary, the engine is switched off and cool  
Disconnect the negative terminal from the main battery.
2. Locate the tray behind the driver's side headlight.
3. Locate the two captive nuts with the two holes in the tray and secure with the 2 x M6 countersunk bolts.



4. Remove the radiator cover panel, replace after battery secured.
5. Fit Auxiliary battery.
6. Place the Special Top Mount to secure the battery with the J Bolts and bolt the front of the Special Top Mount to the radiator support panels using the M8 Bolt to the captive nut on the panel.
7. Use the factory J bolt mount near the air cleaner in place of the hole in the tray.



8. Replace radiator cover panel.
9. Reconnect the negative battery terminal to the main starter battery. Before closing the bonnet make sure the battery and tray does not hit the bonnet.

For assistance throughout the installation procedure please call our customer service representatives on 1800 113 443.

# WARRANTY STATEMENT

## APPLICABLE ONLY TO PRODUCT SOLD IN AUSTRALIA

Brown & Watson International Pty Ltd of 1500 Ferntree Gully Road, Knoxfield, Vic., telephone (03) 9730 6000, fax (03) 9730 6050, warrants that all products described in its current catalogue (save and except for all bulbs and lenses whether made of glass or some other substance) will under normal use and service be free of failures in material and workmanship for a period of one (1) year (unless this period has been extended as indicated elsewhere) from the date of the original purchase by the consumer as marked on the invoice. This warranty does not cover ordinary wear and tear, abuse, alteration of products or damage caused by the consumer.

To make a warranty claim the consumer must deliver the product at their cost to the original place of purchase or to any other place which may be nominated by either BWI or the retailer from where the product was bought in order that a warranty assessment may be performed. The consumer must also deliver the original invoice evidencing the date and place of purchase together with an explanation in writing as to the nature of the claim.

In the event that the claim is determined to be for a minor failure of the product then BWI reserves the right to repair or replace it at its discretion. In the event that a major failure is determined the consumer will be entitled to a replacement or a refund as well as compensation for any other reasonably foreseeable loss or damage.

This warranty is in addition to any other rights or remedies that the consumer may have under State or Federal legislation.

## IMPORTANT NOTE

Our goods come with guarantees that cannot be excluded under the Australian Consumer Law. You are entitled to a replacement or refund for a major failure and compensation for any other reasonably foreseeable loss or damage. You are also entitled to have the goods repaired or replaced if the goods fail to be of acceptable quality and the failure does not amount to a major failure.

### Distributed by

#### AUSTRALIA

**Brown & Watson International Pty Ltd**

Knoxfield, Victoria 3180

Telephone (03) 9730 6000

Facsimile (03) 9730 6050

National Toll Free 1800 113 443

#### NEW ZEALAND

**Narva New Zealand Ltd**

22-24 Olive Road

PO Box 12556 Penrose

Auckland, New Zealand

Telephone (09) 525 4575

Facsimile (09) 579 1192