



EMERGENCY EV CHARGER

TYPE 2 2.4kW



P/No. EVC2KW

WARNING

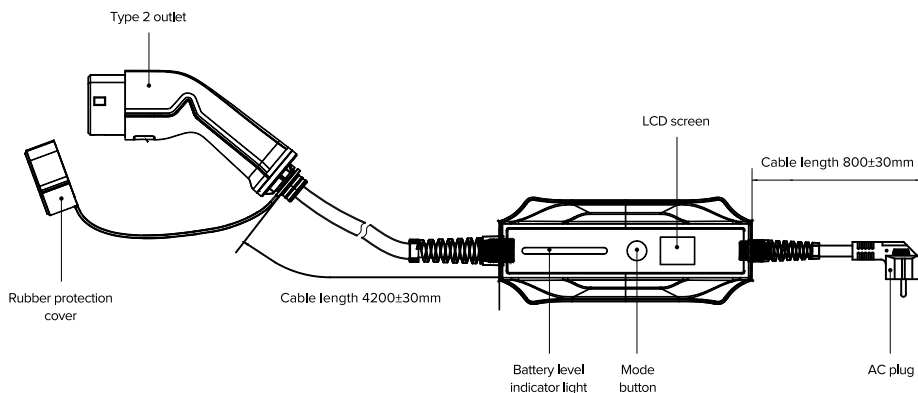
- Only use for EV charging. Not designed for other applications.
- Do not use the portable charger if the device is damaged.
- Do not open any part of the device by yourself.
- Do not disconnect while the device is charging.
- Please follow the user manual to use this device.
- Regularly check the portable charger for visible damage, there may be an electric shock hazard when using the damaged product.
- Do not modify, retrofit, or change any part of the charger under any circumstances.
- Ensure a stable service life and operation of the charging cable by keeping the environment clean and with a constant temperature and humidity. The charging cable must not be used in the presence of flammable gases and liquids.
- Ensure the charger is used for 240VAC 50Hz. 10Amp.
- If the charger fails to operate correctly as per the instructions, do not use it, and seek advice from PROJECTA customer support.
- Ensure the 240V plug is not connected via an adapter. High current is required.
- Please ensure the product is plugged directly into the wall socket and not via an extension cord.

FEATURES

- Charging your EV when away has never been easier with this 2.4KW charger. It is designed to plug into a standard 10Amp socketed outlet.
- The rainproof IP65 design instills confidence in its safety and usability, even if exposed to rain droplets.
- The charger is protected with safety in mind to protect the customer.
- Quick and easy to use! Simply connect the charger to the EV's inlet and the charger will automatically detect the connection status and handshaking protocol, then start charging.
- The rugged and durable ABS enclosure is designed to last the test of time.
- The charger is fitted with an intelligent microprocessor that can highlight problems with the charging process and will indicate this on the display.
- The charger is fitted with over-voltage protection, under-voltage protection, over-current protection, over-temperature protection, leakage current protection, short-circuit protection.
- The charger is fitted with an In Cord - Control and Protection Device (IC-CPD) which allows communication between the EV vehicle and the charger.

SPECIFICATIONS

PART NO.	EVC2KW
POWER PLUG	AS/NZS 3112
CABLE LENGTH	5m (Total length)
RATED CURRENT (POWER)	10A (2.4kW)
RATED INPUT VOLTAGE	230V AC $\pm 10\%$
RATED OUTPUT VOLTAGE	230V AC $\pm 10\%$
INSULATION RESISTANCE OF CABLE	$>1000\text{M}\Omega$ (DC500V)
WIRING HARNESS SIZE	3 X 2.5mm ² + 1 X 0.5mm ²
DELAY START TIMER	2h, 4h, 6h, 8h



INSTRUCTIONS FOR USE

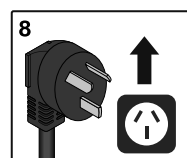
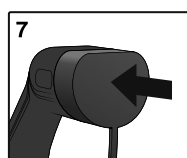
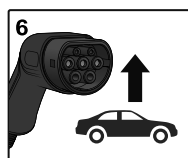
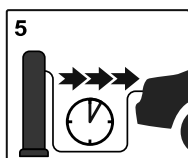
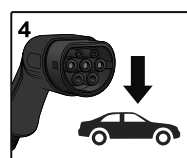
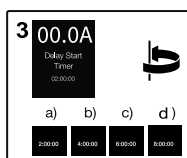
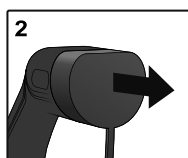
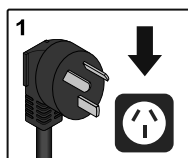
START

- Connect the power cord.
- Press button for 3 seconds to set delay start timer (2/4/6/8 hrs) or skip this step without timer
- Plug into car,
- Charging...

FINISH

- Pull plug out.
- Power off.
- Cover the rubber cap.
- Store in the store bag.


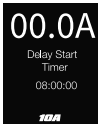
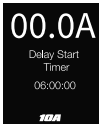
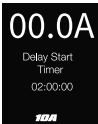
NOTE: Please see the images below on how to use the charger. The charger can delay start by pressing the button for 3 seconds. Ensure the charger is connected to mains power and not connected to the EV vehicle.



1. Connect to the AC Mains Power.




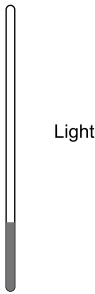
2. Set Delay Timer if required.



3. Connect to the car.



the icon of battery shows the Charging status




5. Charging completed.













Light

6. Error mode.



Light

Error Mode		
No.	Error State	Recovery Method
 ERROR 1	Over Temperature (Control Box)	Wait, retry charging
 ERROR 2	Over Current	Disconnect the charging plug, retry charging
 ERROR 3	Leakage (RCD)	Disconnect the charging plug, retry charging
 ERROR 4	Leakage Device Self Test	Disconnect the charging plug, retry charging
 ERROR 5	Low Voltage	Wait, retry charging
 ERROR 6	Over Voltage	Wait, retry charging
 ERROR 7	Component Failure	Charger is faulty
 ERROR 8	Over Temperature (Input Plug)	Wait for plug temperature to drop
 ERROR 9	CP Error	Wait, retry charging
 ERROR 10	Terminal Diode Failure	Wait, retry charging

WARRANTY STATEMENT

Brown & Watson International Pty Ltd ("BWI") of 1500 Ferntree Gully Road, Knoxfield, Vic., telephone (03) 9730 6000, fax (03) 9730 6050, warrants that all products described in its current catalogue will under normal use and service be free of failures in material and workmanship for a period of one (1) year from the date of the original purchase by the customer as marked on the invoice. This warranty does not cover ordinary wear and tear, abuse, alteration of products or damage caused by the purchaser.

To make a warranty claim the consumer must deliver the product at their cost to the original place of purchase or to any other place which may be nominated by either BWI or the retailer from where the product was bought in order that the warranty assessment may be performed. The consumer must also deliver the original invoice evidencing the date and place of purchase together with an explanation in writing as to the nature of the claim.

In the event that the claim is determined to be for a minor failure of the product then BWI reserves the right to repair or replace it at its discretion. In the event that a major failure is determined the consumer will be entitled to a replacement or a refund as well as compensation for any other reasonably foreseeable loss or damage.

This warranty is in addition to any other rights or remedies that the consumer may have under State or Federal legislation.

IMPORTANT NOTE

Our goods come with guarantees that cannot be excluded under the Australian Consumer Law. You are entitled to a replacement or refund for a major failure and compensation for any other reasonably foreseeable loss or damage. You are also entitled to have the goods repaired or replaced if the goods fail to be of acceptable quality and the failure does not amount to a major failure.

Distributed by

AUSTRALIA

Brown & Watson International Pty. Ltd.

Knoxfield Victoria 3180

Phone: (03) 9730 6000

Fax: (03) 9730 6050

National Toll Free: 1800 113 443

NEW ZEALAND OFFICE

Griffiths Equipment Ltd.

19 Bell Avenue,

Mount Wellington,

Auckland 1060, New Zealand

Phone: (09) 525 4575